

ESSENTIALS



A guide to specifying from the
Readyhedge range of essential
hedging plants

READYHEDGE

READY-SPACED, READY TO PLANT, READY WHEN YOU ARE.

READYHEDGE

The home of highest-quality instant hedging and screening

Readyhedge, based at Court Gate Nursery in Eckington near Pershore, Worcestershire, have been growing and supplying top quality instant hedging and screening plants to landscape designers and gardeners since 2003.

With a range of instant hedging that is unrivalled in the UK, Readyhedge have built a reputation for uncompromising quality, innovation and reliability. Supplied ready-spaced and ready to plant, our hedging is available in a huge range of varieties and sizes and can be delivered to order direct to site anywhere in the country. Supplied in one-metre troughs, Readyhedge plants are irrigated, fed and trimmed regularly in the field or container and before despatch, plants are inspected and cleared of any imperfections by hand – we call it hand-crafted hedging.

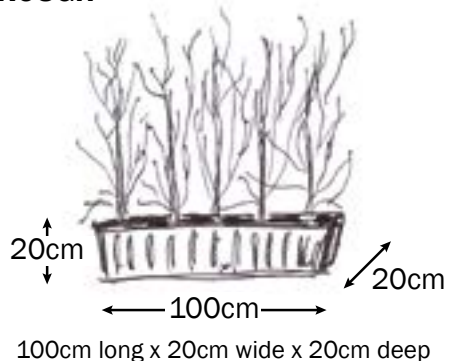
Now, for even easier handling, hedging is also available in our specially designed

Readybags. Readybag hedging, available up to two metres high depending on season and species, delivers a more mature, denser hedge that can be quickly trimmed along the top for an immediate effect within minutes of planting.

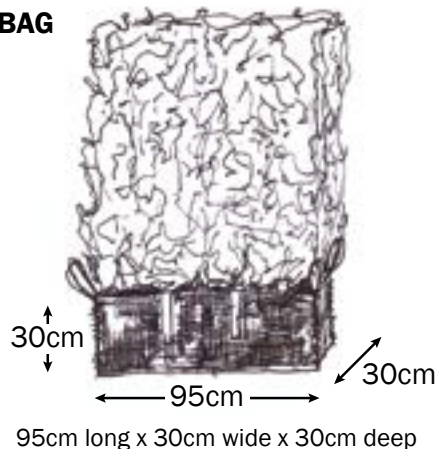
The instant hedging concept, now adopted by Readyhedge-affiliated companies in Ireland and the Netherlands, cuts planting time by at least half when compared to placing individual plants, and hedging can be bent to conform to any design template, no matter how complex. We also supply pleached and panelled trees for aerial screening in a range of heights.

You'll find full details of the Readyhedge range right here. For more information or no-nonsense advice, contact us. You'll find we're ready when you are.

TROUGH



READYBAG



TROUGHS

Buxus sempervirens (BOX)



Evergreen
Exposed/sheltered Flowering: n/a
Soil types: all, well-drained
Trim: May and September
Specification:
25-30cm tall, 100cm long, 18cm wide, 1-year trough
35-40cm tall, 100cm long, 20cm wide, 2-year trough

Carpinus betulus (HORNBEAM)



Deciduous
Exposed/sheltered Flowering: n/a Soil types: all, well-drained
Trim: May and September
Specification:
80-100cm tall, 100cm long, 20cm wide, 1-year trough
100-120cm tall, 100cm long, 20cm wide, 2-year trough

Crataegus monogyna (HAWTHORN/MAY/QUICK)



Deciduous
Exposed/sheltered Flowering: May Soil types: all
Trim: May/June and Sept/Oct
Specification:
80-100cm tall, 100cm long, 20cm wide, 1-year trough
100-120cm tall, 100cm long, 20cm wide, 2-year trough

Euonymus japonica



Evergreen
Exposed/sheltered Flowering: n/a
Soil types: all well drained
Trim: May and September
Specification:
60-80cm tall, 100cm long, 20cm wide, 2-year trough

Elaeagnus ebbingii 'Compacta'



Evergreen
Exposed/sheltered Soil types: all, well drained
Trim: July/August
Specification:
60-80cm tall, 100cm long, 20cm wide, 2-year trough

Fagus sylvatica (GREEN BEECH)



Deciduous (holds brown leaves in winter)
Exposed/sheltered Flowering: n/a Soil types: all, well-drained
Trim: June and September
Specification:
80-100cm tall, 100cm long, 20cm wide, 1-year trough
90-120cm tall, 100cm long, 20cm wide, 2-year trough

Fagus sylvatica Purpurea
(COPPER/PURPLE BEECH)



Deciduous (holds brown leaves in winter)
Exposed/sheltered
Flowering: n/a Soil types: all, well-drained
Trim: June and September
Specification:
80-100cm tall, 100cm long, 20cm wide, 1-year trough
80-100cm tall, 100cm long, 25cm wide, 2-year trough

Griselinia littoralis



Evergreen,
Exposed or sheltered south or west-facing Flowering: N/a
Soil types: all, well drained Trim: April and August
Specification:
80-100cm tall, 100cm long, 20cm wide, 1-year trough
100-120cm tall, 100cm long, 25cm wide, 2-year trough

Ilex crenata 'Dark Green'
(JAPANESE HOLLY)



Evergreen
Exposed/sheltered Flowering: n/a
Soil types: all, well drained Trim: July
Specification:
20-25cm tall, 60cm long, 20cm wide, 2-year trough

Lavandula Angustifolia 'Hidcote'
(ENGLISH LAVENDER)



Semi-evergreen
Sheltered, full sun Soil types: all, well drained
Trim: September or after flowering
Specification:
30-40cm tall, 100cm long, 20cm+ wide, 2-year trough

Ligustrum ovalifolium
(OVAL LEAF PRIVET)



Semi-evergreen
Exposed/sheltered Flowering: May/June Soil types: all,
well-drained
Trim: June and September
Specification:
80-100cm tall, 100cm long, 20cm wide, 1-year trough
100-120cm tall, 100cm long 20cm+ wide, 2-year trough

Ligustrum ovalifolium Aureum
(GOLDEN PRIVET)



Semi-evergreen
Exposed/sheltered Flowering: May/June Soil types: all,
well-drained
Trim: June and September
Specification:
70-90cm tall, 100cm long, 20cm wide, 1-year trough
90-110cm tall, 100cm long, 20cm wide, 2-year trough

Lonicera nitida
(SHRUBBY HONEYSUCKLE)



Evergreen
Exposed/sheltered Flowering: n/a Soil types: all,
well-drained
Trim: May and September
Specification:
40-60cm tall, 100cm long, 20cm wide, 1-year trough
60-80cm tall, 100cm long, 20cm+ wide, 2-year trough

Mixed Native Hedge



Deciduous
Exposed/sheltered Flowering: mostly May
Soil types: all
Trim: June and August
Specification:
Mix 1 3 thorn, 1 maple, 1 hazel
Mix 2 3 thorn, 1 sloe, 1 cherry plum
Mix 3 3 thorn, 1 crab apple, 1 privet
Mix 4 3 thorn, 1 dogwood, 1 rowan
Mix 5 3 thorn, 1 holly, 1 spindle
Specification:
80-100cm tall, 100cm long, 20cm wide, 1-year trough
100-120cm tall, 100cm long, 20cm wide, 2-year trough

Osmanthus burkwoodii



Evergreen
Exposed/sheltered, sun or part shade Flowering: March/April
Soil types: all, well-drained Trim: June/July
Specification:
40-60cm tall, 100cm long, 20cm wide (Cut with a taper)
2-year trough
60-80cm tall, 100cm long, 20cm wide (Cut with a taper)
2-year trough

Prunus lusitanica Angustifolia
(PORTUGUESE LAUREL)



Evergreen
Exposed/sheltered Flowering: Mar/Apr
Soil types: all, well drained Trim: May to Oct
Specification:
80-100cm tall, 100cm long, 20cm wide, 1-year trough
100-120cm tall, 100cm long, 20cm+ wide, 2-year trough

Quercus ilex
(HOLM OAK)



Evergreen
Exposed/sheltered Soil types: all, well drained
Trim: June/July
Specification:
80-100cm tall, 100cm long, 20cm wide, 2-year trough

READYBAGS

Buxus sempervirens
(BOX)



Evergreen
Exposed/sheltered Flowering: n/a Soil types: all, well-drained
Trim: May and September
Specification:
40-50cm tall, 100cm long, 25cm wide,
50-60cm tall, 100cm long, 25cm wide,

Carpinus betulus
(HORNBEAM)



Deciduous
Exposed/sheltered Flowering: n/a Soil types: all, well-drained
Trim: May and September
Specification:
140-160cm tall, 100cm long, 35cm wide,
160-180cm tall, 100cm long, 40cm wide,

Crataegus monogyna
(HAWTHORN/MAY/QUICK)



Deciduous
Exposed/sheltered Flowering: May Soil types: all
Trim: May/ June and Sept/Oct
Specification:
140-160cm tall, 100cm long, 35cm wide,
160-180cm tall, 100cm long, 25cm wide,

Elaeagnus ebbingii 'Compacta'



Evergreen
Exposed/sheltered Soil types: all, well drained
Trim: July/August
Specification:
140-160cm tall, 100cm long, 40cm wide,

Taxus baccata
(YEW)



Evergreen
Exposed/sheltered Flowering: n/a
Soil types: all, well-drained
Trim: May and August
Specification:
40cm tall, 100cm long, 20cm wide, 1-year trough
50-70cm tall, 100cm long, 20cm wide, 1-year trough
60-80cm tall, 100cm long, 25cm wide, 2-year trough

Ulmus Glabra
(WYCH ELM)



Deciduous
Exposed/sheltered Flowering: n/a
Soil types: all Trim: Sept/Oct
Specification:
70-90cm tall, 100cm long, 20cm wide, 1-year trough
100-120cm tall, 100cm long, 20cm wide, 2-year trough

Escallonia 'Crimson Spire'



Evergreen
Exposed/sheltered Flowering: July/August
Soil types: all, well drained
Trim: August or after flowering
Specification:
80-100cm tall, 100cm long, 35cm wide

Euonymus japonica



Evergreen
Exposed/sheltered Flowering: n/a Soil types: all, well drained
Trim: May and September
Specification:
120-140cm tall, 100cm long, 40cm wide,

Fagus sylvatica
(GREEN BEECH)



Deciduous (holds brown leaves in winter)
Exposed/sheltered, Flowering: n/a Soil types: all, well-drained
Trim: June and September
Specification:
140-160cm tall, 100cm long, 35cm wide,
160-180cm tall, 100cm long, 40cm wide,

Griselinia littoralis



Evergreen,
Exposed or sheltered south or west-facing Flowering: n/a
Soil types: all, well drained Trim: April and August
Specification:
140-150cm tall, 100cm long, 35cm wide,
150-170cm tall, 100cm long, 45cm wide,

Ilex meservae 'Heckenfee'
(BLUE HOLLY)



Evergreen
Exposed/sheltered Soil types: all, well drained
Trim: July/August
Specification
140-160cm tall, 100cm long, 40cm wide

Ligustrum ovalifolium
(OVAL LEAF PRIVET)



Semi-evergreen
Exposed/sheltered Flowering: May/June Soil types: all, well-drained
Trim: June and September
Specification:
140-160cm tall, 100cm long, 35cm wide,
160-180cm tall, 100cm long, 40cm wide,

Fagus sylvatica Purpurea
(COPPER/PURPLE BEECH)



Deciduous (holds brown leaves in winter)
Exposed/sheltered, Flowering: n/a Soil types: all, well-drained
Trim: June and September
Specification:
100-120cm tall, 100cm long, 35cm wide,
120-140cm tall, 100cm long, 40cm wide,

Ilex aquifolium 'Alaska'
(HOLLY)



Evergreen,
Exposed/sheltered Soil types: all, well drained
Trim: July/ August
Specification
140-160cm tall, 100cm long, 40cm+ wide

Laurus nobilis
(SWEET BAY)



Evergreen
Sheltered Soil types: all, well drained, Trim: July/August
Specification:
140-160cm tall 100cm long, 40cm wide

Ligustrum ovalifolium Aureum
(GOLDEN PRIVET)



Semi-evergreen
Exposed/sheltered Flowering: May/June Soil types: all, well-drained
Trim: June and September
Specification:
140-150cm tall, 100cm long, 20cm wide,

Lonicera nitida
(SHRUBBY HONEYSUCKLE)



Evergreen
Exposed/sheltered Flowering: n/a, Soil types: all, well-drained
Trim: May and September
Specification:
100-120cm tall, 100cm long, 40cm+ wide,

Osmanthus burkwoodii



Evergreen
Exposed/sheltered, sun or part shade Flowering:
March/April
Soil types: all, well-drained Trim: June/July
Specification:
80-100cm tall, 100cm long, 35cm wide
120-140cm+ tall, 100cm long, 40cm wide

Pittosporum tenuifolium



Evergreen
Exposed/sheltered Soil types: all, well drained
Trim: June/July
Specification:
80-100cm tall, 100cm long, 20cm wide, 2-year trough

Prunus lusitanica Angustifolia
(PORTUGESE LAUREL)



Evergreen
Exposed/sheltered Flowering: Mar/Apr
Soil types: all, well drained Trim: May to Oct
Specification:
120-140cm tall, 100cm long, 35cm wide,
140-160cm tall, 100cm long, 40cm wide,

Mixed Native Hedge



Deciduous
Exposed/sheltered Flowering: mostly May Soil types: all
Trim: June and August
Specification:
Mix 1 3 thorn, 1 maple, 1 hazel
Mix 2 3 thorn, 1 sloe, 1 cherry plum
Specification:
140-160cm tall, 100cm long, 35cm wide,

Photinia x fraserii 'Red Robin'



Evergreen
Exposed/sheltered
Soil types: all, well drained
Trim: July/ August
Specification:
140-160cm tall, 100cm long, 40cm+ wide

Prunus laurocerasus 'Rotundifolia'
(CHERRY LAUREL/COMMON LAUREL)



Evergreen
Exposed/sheltered Flowering: April,
Soil types: all, except chalk
Specification:
140-160cm tall, 100cm long, 40cm wide
180-200cm tall, 100cm long, 40cm+ wide

Quercus ilex
(HOLM OAK)



Evergreen
Exposed/sheltered Soil types: all, well drained
Trim: June/July
Specification:
140-160cm tall, 100cm long, 40cm wide,
160-180cm tall, 100cm long, 40cm wide

Taxus baccata
(YEW)



Evergreen
Exposed/sheltered Flowering: n/a Soil types: all, well-drained
Trim: May and August
Specification:
80-100cm tall, 100cm long, 35cm wide,
100-120cm tall, 100cm long, 35cm wide,
120-140cm tall, 100cm long, 40cm wide,

Thuja occidentalis 'Brabant'
(EASTERN WHITE CEDAR)



Evergreen
Exposed/sheltered Flowering: n/a, Soil types: all, well-drained
Trim: May and August
Specification
160cm tall, 100cm long, 35cm wide
180cm tall, 100cm long, 35cm wide

Thuja plicata 'Gelderland'
(WESTERN RED CEDAR)



Evergreen
Exposed/sheltered Flowering: n/a, Soil types: all, well-drained
Trim: May and August
Specification
180cm tall, 100cm long, 35cm wide,

PLANTING AND CARE

Preparation

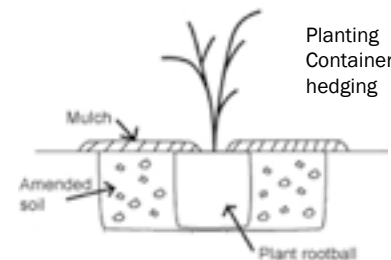
Dig a trench to accommodate the soil and roots of the hedging plants and put the soil to one side ready for backfilling later. The trench should ideally be twice the width of the roots and soil as it comes out of the trough or bag and just slightly deeper.

Loosen the soil at the base of the trench, breaking it up with a garden fork, but without turning it over. Do the same for the sides of the trench so that new root growth can spread more easily into the soil.

In clay soils try to avoid 'smearing' of the soil as this can stop water draining away. If you have shallow topsoil with poor subsoil, it is well worth replacing the subsoil with better quality 'imported' topsoil.

Planting

Take the plants out of the trough or bag and place centrally in the planting trench. If the plant is dry give it a good watering before planting. You can lay a bamboo cane or stake across the trench to check the plant is at the same level as it was in the trough or bag. If you need to adjust the depth of the trench, add or remove soil as



necessary to get the correct height - a few centimetres too deep or too shallow can damage the plants.

Backfilling when planting

It can be beneficial when backfilling to add well-rotted compost at a rate of one-third compost to two-thirds normal soil. If you are lucky enough to have a rich fertile soil there is probably no need. However, if you have a heavy clay soil, it would be worth increasing the ratio to 50%, or consider using a good quality topsoil.

Please note that adding too much manure or compost can cause sinking as it rots away and that fresh manure can cause root burn. If using mushroom compost, use sparingly as it can be very high in potassium and can burn the new roots as they start to grow.

Bonemeal can be added at 100 grams per 1 square metre or 100 grams per linear metre of hedging.

Mulching

Mulching means using a layer of suitable compost or bark chippings to cut down on evaporation and suppress weeds. Troughs should have a covering of 5cm of soil or mulch, with the exception of Buxus, which should not be mulched. The troughs may come with a coir mat that can be left on at planting. The mat will help cut down on weeds and reduces evaporation. Mulch can be applied for a minimum of two years or until the plant is well established.

WATERING AND AFTERCARE

The most common causes of the failure of hedging plants are lack of water or drowning.

Water newly planted stock regularly during the first year of growth, especially during dry or windy conditions and especially with evergreens. The key is to keep the plants moist. Do not let them dry out and do not over-water.

It is very easy to underestimate how much water plants actually use. A short sharp shower of rain does not sink in and is not enough to replace a proper watering that gets down to the roots. A little time spent checking will ensure the plants get established more quickly and avoid setbacks. Use your fingers to check the moistness of the soil around the roots and water accordingly. About one hour after watering, the soil should be moist but not wringing wet.

In hot, dry or windy conditions plants will need daily watering. Even in winter, evergreen plants are continuously growing and losing water so it is best to ensure adequate water or protection. Deciduous hedging loses its leaves in winter so will use hardly any water - however the roots still need to be kept moist during prolonged spells of drought.

It is critical that both evergreens and deciduous plants get adequate water in the period March to May as this period is when they are breaking dormancy and growing at their fastest.

When using a hosepipe, it is better to give the plants a good soaking with the hose directed towards the base of

the stem so the water goes down to the roots. Spraying the foliage with a fine high-pressure jet of water is not recommended. In the summer months, timing of watering can make a huge difference to how much the plant actually gets - watering in the middle of the day can result in most of the water being lost to evaporation and spraying water onto foliage can result in scorch. It is advisable to water in the late evening when the heat has gone out of the day or very early in the morning.

Our guide for watering in dry weather is to water every day during the first season, making sure that the water gets down into the roots.

To give you an idea on water requirements, on the nursery at Readyhedge we apply water on average as follows:

- A 20-litre container uses 3-4 litres per day (Equivalent size of a Readyhedge trough)
- An 80-litre container uses 10-12 litres per day (Equivalent size of a Readybag)

Water quantities vary depending on the time of year, the type of plant and the weather conditions.

Sandy soils may need more regular watering.

Peaty soils can soak up a lot of water and when they dry out they can be difficult to re-wet.

Clay soils will hold water in the planting trench, but are very difficult to re-wet should they be allowed to dry out.

On a windy site it would be beneficial to apply extra water during windy spells.

In their second season, plants will still need watering if the weather conditions are very hot and dry or windy for long periods.

'Leaky pipe'

We recommend that leaky pipe is used to apply water evenly along the whole hedge. Manual watering with a hosepipe often leads to uneven watering and not enough water being applied. (Leaky pipe is available from Readyhedge).

Weed Control

All freshly planted hedges need space to themselves so that they can obtain moisture, nutrients and light. Try to keep weeds and grass away from them for the first two to three years to help establish the hedge.

Leaf Loss/Discolouration

In the first year after planting, hedging often comes into leaf or flower much later than established plants, or loses leaves much earlier. Evergreen plants (or semi-evergreens) often defoliate or the leaves turn yellow when transplanted. Evergreens also have a tendency to defoliate when they first experience warm, dry weather. If you experience any of these conditions just increase the frequency of watering, without making them waterlogged, and new leaves will appear.

Trimming

When planting Readyhedge troughs, you can achieve a better effect by lightly trimming along the top after planting. When trimming Buxus, it is good practice to clean-up and burn all trimmings, reducing the chances of Box Blight.

Feeding

Hedges will benefit from having a top dressing of a high-nitrogen fertiliser like 'Growmore' applied in spring, to give a four-week boost. Application rate: 55 grams per square metre as top-dressing, which is the equivalent of a small handful.

It is worthwhile raking the top-dressing into the top few inches of soil to get it to where the plants can benefit. It is important not to over-feed as the result will be too much top growth at the expense of roots. In autumn, an application of a fertiliser with a higher potash rate is advisable, as it will help the rooting system. Always follow the manufacturer's recommendations or ask at your local garden centre.

READYHEDGE

Phone: 01386 750585

Email: Lindsay@readyhedge.com

www.readyhedge.com



READYHEDGE Essentials hedging plants represent just a small part of our overall range. We grow and supply pleached trees, espalier fruit trees on frames and high or low screening panels in a choice of varieties and sizes.

Our opening times are:

08.00 - 4.30 Monday - Thursday, 08.00 - 3.30 Friday.

Alternatively, please phone for an appointment on **01386 750585**.

READYHEDGE

Court Gate Nursery, Station Road, Eckington, Pershore, Worcs. WR10 3BB.

www.readyhedge.com

Email: Lindsay@readyhedge.com Fax: 01386 750197

EC PLANT PASSPORT: UK/EW20352 VAT NO: 473846413

READYHEDGE
READY-SPACED, READY TO PLANT, READY WHEN YOU ARE.